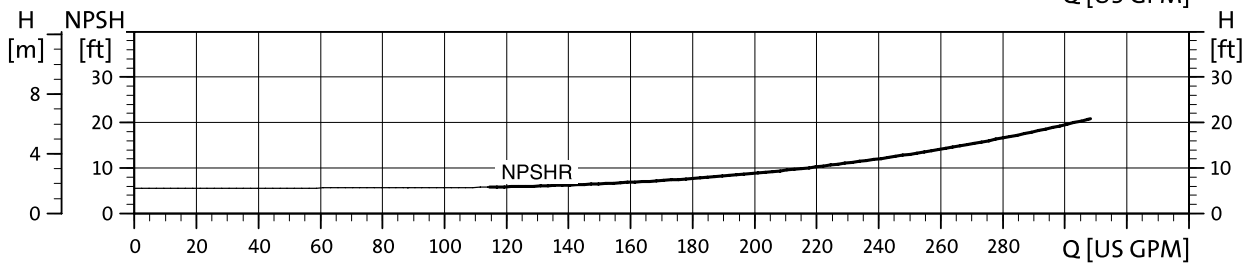
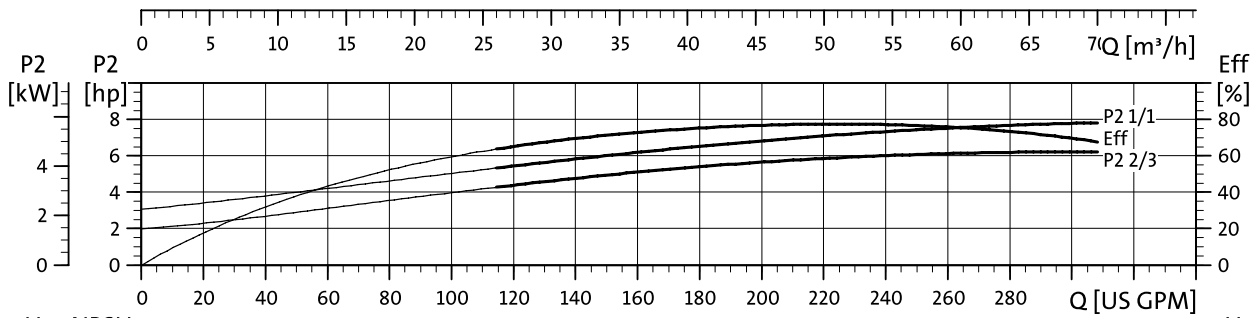
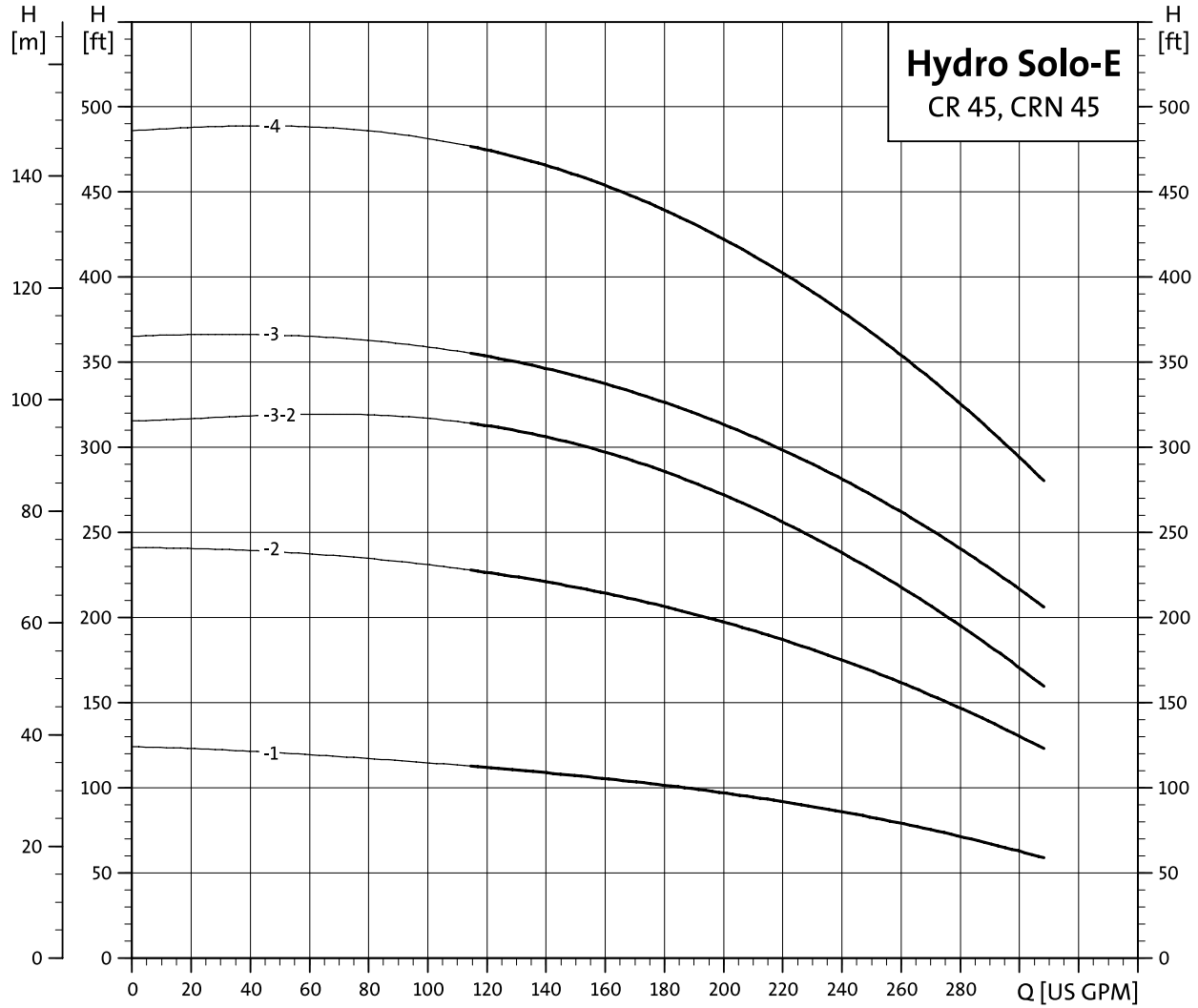
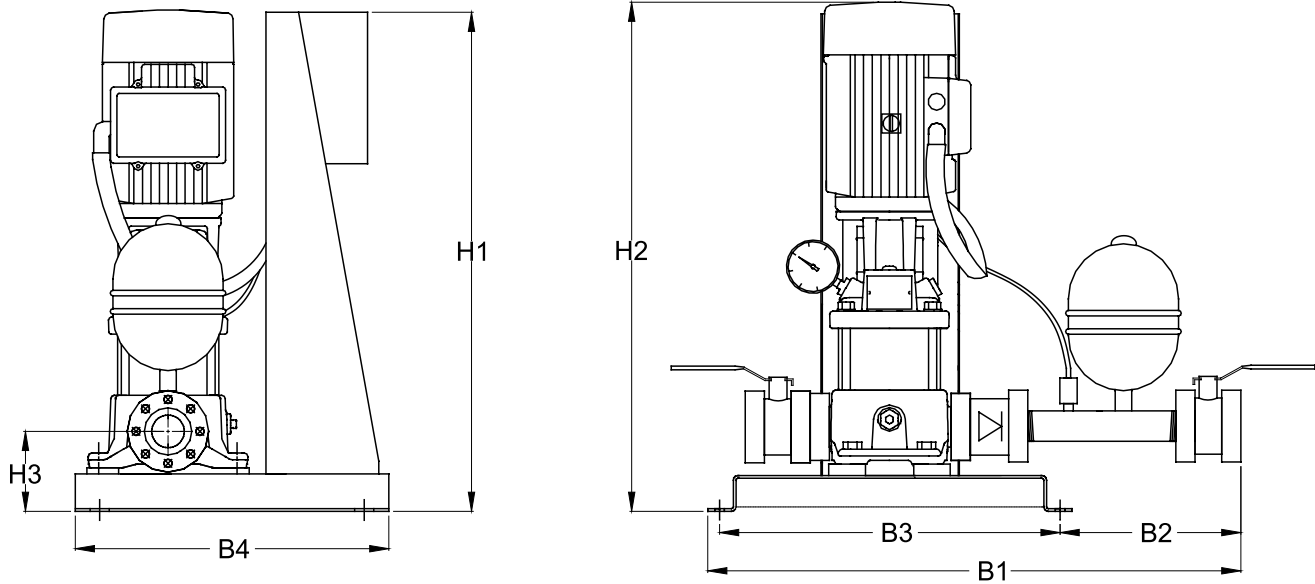


Technical data

Hydro Solo-E / CR (I) 45

CR (N) 45





Hydro Solo-E CR(N)32, CR(N)45, CR(N)64, CR(N)90- 3 phase with Variable Frequency Drive (VFD)

* Drawings not to scale

MODELS	HP	Supply Voltage				System connection	Dimensions (mm)							Weight (lbs)	Shipping Volume (ft ³)
		1 x 230V	3 x 208-230V	3 x 460V	3 x 575V		B1	B2	B3	B4	H1	H2	H3		
CR 45															
CR 45-1	7- 1/2		•	•	•	3" 150 LB ANSI	835.3	239.9	570.0	636.0	1140.0	984.6	199.9	661.5	54.7
CR 45-2	15		•	•	•	3" 150 LB ANSI	835.3	239.9	570.0	636.0	1140.0	1291.1	199.9	824.5	54.7
CR 45-3-2	20		•	•	•	3" 150 LB ANSI	835.3	239.9	570.0	636.0	1140.0	1414.5	199.9	971.5	54.7
CR 45-3	25		•	•	•	3" 150 LB ANSI	835.3	239.9	570.0	636.0	1140.0	1436.5	199.9	971.5	54.7
CR 45-4	30		•	•	•	3" 300 LB ANSI	845.3	249.9	570.0	636.0	1140.0	1553.8	199.9	996.5	55.2